

Orientation for Ajou International Students

—

2008 Fall Semester

Office of International Affairs
Ajou University

Contents

1. Key Information
2. Campus Life
3. Living in Ajou & Korea
4. Dormitory Life
5. Q&A



1. Key Information

1-1. Ajou University _ International Offices

AJOU

- **Office of International Affairs**

- General Services (Visa issues, Insurance.. etc.)
- Exchange Student Program
- International Cooperation

Working Hours
Mon. ~ Fri. 9:00 ~ 18:00

Advising Hours
in the afternoon

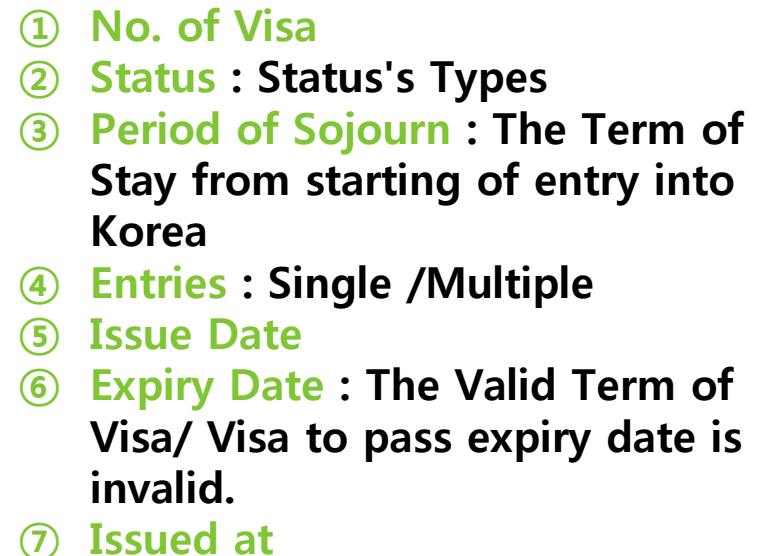
- **GSIS (Graduate School of International Studies)**

- Academic Affairs for GSIS students
- General Services & Activities for GSIS students

- **Graduate School Offices**

- Each department - Academic Affairs & Advices

- Only available D-2 (Study) Visa



1-2. Staying in Korea

- **Alien Registration Card**

- All students should apply for Alien Registration
- Alien Registration Card should be returned to the Immigration Office when you finally depart from Korea.



- **Where?**
Suwon Immigration Office
- **When ?**
(Regulation) within 90 days after your arrival at Ajou
(Ajou Recommend) within September
- **Things to do ?**
Submit to the copy of Alien Registration Card to
OIA / GSIS / Each department (in September)

1-2. Staying in Korea

- **Extension of Stay / Visa**
 - In case of Expiration of Permission of Stay
 - In case of Extending of Study Period



- **Where?**
Suwon Immigration Office
- **When ?**
Before 2 months of the expired date
- **Required Documents**
Ajou Website (www.ajou.ac.kr/english)
e-Government (www.hikorea.go.kr)

1-2. Staying in Korea

- **Re-Entry Permit**

- In case of intending to re-enter into Korea
within permitted period of stay
- i.g.) When you go to your country during the vacation



- **Where?**
Suwon Immigration Office
- **When ?**
Before departing from Korea
- **Required Documents**
Ajou Website (www.ajou.ac.kr/english)
e-Government (www.hikorea.go.kr)

1-2. Staying in Korea

- **Temporary Absence from School**

- Originally, international student is not allowed to be temporary absence from school
- When you should be absence from school, you should leave Korea within 30 days from the absence date
- Your D-2 visa will not be valid after your absence date
- For staying in Korea continuously
 - > Get the permission for the change of proper status



- **Please inform to OIA before your absence for advice!**

1-2. Staying in Korea

- **Change status of stay**

- In case of working in Korea after graduation

changing status to Professorship(E-1), Research(E-3), or
Special Occupation(E-7)



- **Where?**
Suwon Immigration Office
- **When ?**
After finishing the whole degree program
- **Required Documents**
e-Government (www.hikorea.go.kr)

1-2. Staying in Korea

AJOU

- **Part-time Employment Permission (S-3)**

- Students can do the part-time job with the permission
- **Allowed Work Place & Time**
 - Up to 20 hours per week during the school terms (Unlimited hours during the weekend, vacations)
 - Limited to 2 workplaces total
- **Allowed field**
 - Occupation acknowledged as having does ties with their major
 - Foreign language instructor .. Etc.
- **Restricted field**
 - Private Tutoring etc.



Check the website “Hikorea” for the details! (www.hikorea.go.kr)

1-2. Staying in Korea

- **On-line Information “e-Government”**

- Portal On-line Website for Foreign Students

Website : www.hikorea.go.kr

- General Information for staying in Korea
- Online Application
 - Permission for Extension of Stay
 - Re-entry Permit, etc.

1-2. Staying in Korea

- **Health Insurance**

- ALL Ajou International Students are required to purchase the Health Insurance.
- Students who don't have the insurance can buy the insurance through OIA



- **How to buy the insurance?**
Please refer the enclosed flyer.
- **When?**
in September

Thank you.

The background of the slide features a series of overlapping, semi-transparent blue and white geometric shapes, primarily triangles and quadrilaterals, that create a sense of depth and movement. The shapes are arranged in a way that suggests a stylized, modern architectural or natural form, possibly a mountain range or a series of overlapping planes. The colors range from light, airy blues to deeper, more saturated tones, with white spaces that provide contrast and a clean, minimalist feel.

Campus Life



< Academic Calendar of 2008 Fall Semester >


Class Beginning	September 1, Monday
Mid-Term Exam.	During the 8 th week October 20 to 24
Final Exam	During the 16 th Week December 15 to 19
The end of Semester	December 19



Campus Life


< Study Period >

Exchange	non-degree	1 semester or 2 semesters
G.S.	Master's Doctorate Integrated	2 years(4 semesters) or longer 2 years(4 semesters) or longer 4 years(8 semesters) or longer
G.S.I.S.	Master's	2 years(4 semesters) or longer



<Course Assessment>

- At least two regular examination
 - Mid/Final Examination
- Assessed Independently for each course
- Assessment can be varied from course to course.



< Grading Scale - Bachelor / Exchange >

Letter Grade	Grade Point	Test Score
A+	4.5	95~100
A0	4.0	90~94
B+	3.5	85~89
B0	3.0	80~84
C+	2.5	75~79
C	2.0	70~74
D+	1.5	65~69
D	1.0	60~64
F	0	0~59

< Grading Scale - G.S. / G.S.I.S >

	Letter Grade	Grade Point	Test Score
Major Course	A+	4.5	95~100
	A0	4.0	90~94
	B+	3.5	85~89
	B0	3.0	80~84
	C+	2.5	75~79
	C	2.0	70~74
	F	0	0~59
	I (Incomplete)	Incomplete	
Research	S (Pass)	Satisfaction	
	U (Not Pass)	Unsatisfaction	
	I (Incomplete)	Incomplete	

<Student ID Card>

● Function

- Debit Card (Bankcard)
- International Student Identity Card
- Ajou University ID
- Transportation Card (Rechargeable at subway station)
- Entrance Card to the University Facilities (Library, Dormitory, Classes)

● Distribution



Exchange	Orientation on Aug. 28th
G.S	From Each Department
G.S.I.S.	Contact G.S.I.S Office

<Certificate Issuance Service>

1. Transcripts
2. Certificate of Enrollment
3. Certificate of Scholarship
4. Re-issuance of Student ID Card



Place : Ajou Service Center (ASC)
(In New Student Union Building)

<Using Ajou University Website >

- www.ajou.ac.kr/english

Check the “Notice Board” Regularly

- Noticing university event, opened job information will be announced through the board.

Course Description can be downloaded through the webpage.

- Log In

Please refer to the instruction sheet,
“How to make web account” in the OT package

<Using Ajou University Website >

E-Class

- Check Personal Grades
- Class Enrollment (only in proper period)
- Class Enrollment Confirmation
- Exam Schedule (available a week before mid/final exams)



Health Check-up (X-ray)

- Dormitory residents have to submit a health record.
- The record issued by a doctor should prove that the person are free from tuberculosis.
- Go to the foreign medical center in Ajou Univ. Hospital for X-Ray
- Cost : approx. USD 11 (Free for Ajou Students)
- During the first week (preferable) or second week of September visit the medical center

<Ajou International Day, 2008>

- November 6, 2008 (Tentative)
- Festival for Foreign students in Ajou University.
- Foreign students at Ajou will introduce their home countries
- Each country have its own booth and introduce Traditional Costumes, Music, Foods ...
- Various cultural events
Dancing contest, Traditional game, etc..



Campus Life

<Ajou International Day, 2008>



Campus Life

<Ajou International Day, 2008>



Student Buddy Clubs

- Exchange Student Buddy Club
Friends Club
- GSIS Buddy Club
Nubi

English Café, French Café



Life on Campus

Life on Campus

<Dormitory Fee and Payment>



- **Fees :**
Refer to the handbook
- **Payment :**
At the **Post Office** on campus
- **Only Cash is accepted**
- **Dormitory Office**
Tel: 031-219-2142

Life on Campus

<Cafeterias>

Cafeteria	Location	Food Served
Dormitory Dining Hall	Dorm. Dining Hall	Korean/ Western meal
Sun In Jae	Basement, Songjae Hall	Korean home meal, bakery
Ahyang Cafeteria	Behind Wonchun Hall	Korean/ Western meal
CJ	1st Floor, Student Union BL	Korean/ Western meal
Sungho Hall	1 st Floor, Sungho Hall	Snacks, Beverage
Dasan Hall	1 st Floor, Dasan Hall	Snacks, Beverage
Yulkok Hall	Basement, Yulkok Hall	Snacks, Beverage

Life on Campus

<Library>

1. General Studying Room

Open 24 hours a day throughout the year
Silence room

2. Resource Room

09:00 – 21:00 (Week days)


09:00 – 17:00 (Weekends)

Loan books

Multimedia materials

Internet Surfing & Scanning

**** All these are available with student ID card**



Life on Campus

<PC Lab>

- Yulkok Hall : Rm. 157
- Sung Ho Hall : Rm. 101
- Wonchun Hall : Rm. 436, Rm. 341
- Library : Internet Center 1st floor
- Hwahong-hall : 1st Floor Lobby
- Dasan Hall : Rm 308



Life on Campus

<Sports Facilities>



Health Club

Location : 2nd floor of Gym

Open hours : 7am~10pm (mon~sat)

Fee : 30,000 KRW for 3 months

(for Ajou University students)

**Residents in Hwa-hong Hall can use the
gymnasium of the basement of Hwa-hong Hall.**

Other facilities :

Tennis Court, Soccer Field, Outdoor basketball court

Life on Campus

<International Health Care Center>

Location : 1st floor of Ajou University Hospital

Open hours : 09:00~16:30 (mon~fri)

09:00~11:30 (sat)

Available Services

- Outpatient/inpatient services
- Primary medical care services
- Private insurance consultation
- English Bill & certificate issue service
- Multi language including English
- Emergency service available 24 hours

Life on Campus

< Infirmary on campus >



Location : 2nd floor of student union building

Open hours : 09:00~18:00 (mon~fri)

Available Services

- For not serious illnesses, you can check your symptoms and have some pills

Tips for living in Korea

Tips for living in Korea

<Making a Bank Account>

Needed documents

- A copy of passport and visa
- Student ID card or certificate of enrollment
- ID card of your home country

SC Standard Chartered First Bank Korea is located in the 1st floor of old student union building

Tips for living in Korea

<Transportation – Local Bus>



Bus Fare: 1000KRW (Cash)

Bus to Suwon Station: 720, 720-2

Tips for living in Korea

<Transportation – Non-stop Bus to Seoul>



Bus Fare: 1800KRW (Cash)

Bus to Sadang Station: 7000, 7001

Bus to Kangnam Station: 3000, 3001, 3007

Tips for living in Korea

<Transportation – Taxi>



<Deluxe Taxi - Black>

Base rate: 4,500 KRW



< Taxi – Yellow / Gray / White>

Base rate: 1,900 KRW

Tips for living in Korea

<Transportation – Subway>



- Nearest station :
Suwon Station

- Line No. 1 ~ No. 8

<http://www.seoulsubway.co.kr/>

Tips for living in Korea

<In the Restaurant>

- Not necessary to be guided to seat
- Set the dishes at the same time with basic dishes
- In the small restaurant, you should get their attention with loud call “Yeo ki yo”
- Basic dishes can be filled without additional charge
- The bill paid at the cashier near the door
- Tipping is not required

Tips for living in Korea

<Currency>



Tips for living in Korea

< Shopping in Seoul >



Insa-dong



Dongdaemun Market



Myeong-dong

Tips for living in Korea

< Sightseeing and Amusement Park >



63 building



Han River



Korean Folk Village



Everland



Lotte World

An aerial photograph of a large, multi-story dormitory building with a grid-like window pattern. The building is situated on a hillside, surrounded by dense green trees. In the background, rolling mountains are visible under a blue sky with scattered clouds. A tall communication tower stands on a distant peak. The title "Dormitory Life" is overlaid in a large, black, serif font on a semi-transparent grey banner across the middle of the image. A decorative circular graphic with concentric rings is located on the right side, partially overlapping the dormitory building.

Dormitory Life

Office of International Affairs

RA Introduction

- Name : Eun Kyoung PARK (EK)
- Major : Social Science
 - Economics & Public Administration
- Room # : 5607(5th Floor)
- Room Tel # : (031)-210-9476
- Cell Phone # : 010-2455-7554
- E-mail : pekcool@ajou.ac.kr
eun_kyoung_kj@hotmail.com
- Official Hour : Tue 8pm to 10pm
 - Please feel free to drop by my room
if you have anything you want to talk with me.
- Welcome to Korea, Ajou University and Dormitory ^^*



RA Introduction

- Name : JONGHO SHIN
- Major : Electronics Engineering
- Room # : 5326 (3rd floor)
- Room Tel # : (031)-210-9433
- Cell Phone # : 011-9666-2638
- E-mail : jhshin81@ajou.ac.kr
- Likeness : Soccer, Beer and Traveling
- Official Hour : Mon 8pm to 10pm
 - Please feel free to drop by my room
if you have anything you want to talk with me.



Rules & Regulations

Rules & Regulations

- The rules and regulations are designed to promote and maintain an atmosphere conducive to community living.
- All residents are responsible for knowing and adhering to these rules and regulations.

Violations & Penalties

Penalty A

- Residing at a dorm using another person' s name
- Act of violence / Theft
- Accompanying non-residents and letting them stay in the dorm
- Sexual harassment or sexual acts
- Gambling / Drug use

Penalty A

Expulsion

-> 'Expulsion' leads to permanent restriction
from residence

Violations & Penalties

Penalty B

- Making excessive noise that disturbs other residents
- Removing or breaking facilities
- Smoking in a dorm
(Room, Resting room, TV room, Kitchen etc.)
- Giving one' s keys to others
- Using electric heater and firearms

Penalty B

-10 Point

->2 acts of penalty B leads to 'Expulsion'

Violations & Penalties

Penalty C

- Making excessive noise that disturbs other residents
- Removing or breaking facilities
- Smoking in a dorm
(Room, Resting room, TV room, Kitchen etc.)
- Giving one' s keys to others
- Using electric heater and firearms

Penalty C

-5 Point

->You have to pay for the repair of the facilities.


->5 acts of penalty C leads to 'Expulsion'

Violations & Penalties

Any minor claims or inappropriate behaviors will be advised by the RAs.

Any serious claims or activities occurred in any floors and rooms will be asked for a personal meeting with the staff.

The penalties will be applied and students might be make withdrawal at any time during the semesters.



Dos & Don'ts

in Dormitory

Don'ts



Do not make a noise from 11pm to 8am

During midterms and finals,
It will be enforced for the whole time.

Don'ts



Possession or Consumption of ALCOHOL is Banned.

Don'ts

Korean law mandates that buildings that belong to educational institutions be smoke-free.



Don'ts



2nd , 5th Floor



1st, 3rd, 4th Floor

Male students are not allowed to come to Female students' floor.

Also,

Female students are not allowed to come to Male students' floor.

Only Resting room on 3rd floor
is partially allowed to visit all female and male students.

Don'ts



Do not leave your dorm dirty.

Cleaning regularly
is even good for your health.



Security

Lock your door
when leaving the room
and sleeping.

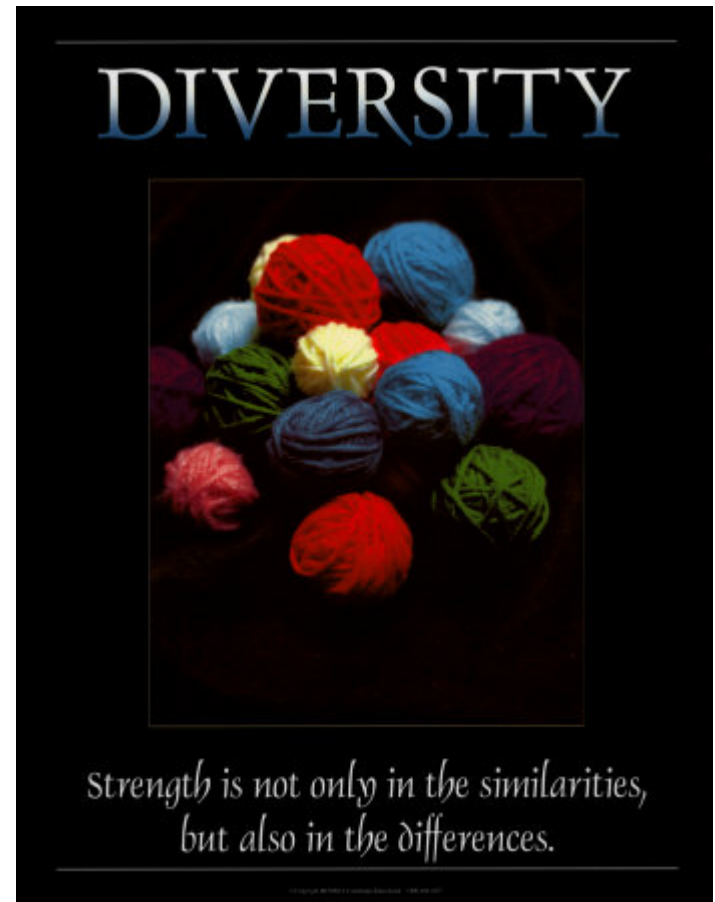


Dos



Respect

Associating with Other international students



1st Floor Facilities

1st Floor Facilities

- Dormitory Inspector Office
- Convenience Store
- Computer Room
- Main Board

- ATM
- Coin Machine
- Printer

Dormitory Inspector Office

1st Floor Facilities

불편 신고 대장

일자	위치	불편 사항	확인
5/15		Telephone is not working	
5/16		Leakage of water, while AC is on	J. JEON
5/18		강물샘	
		Alarm in the Dorm office (Kicheon)	
5/21		One Alarm have is not working	G. JEON
5/26		Light is not working	
5/27		상층의 층간 누수	
5/30		Water is not working	
5/31		외부 조명등 불이 켜짐 / 내부 조명등 불이 꺼짐	
		5월 (5/26)부터 5월 (5/31)까지, 5월 (5/31)부터 5월 (5/31)까지, 5월 (5/31)부터 5월 (5/31)까지	
5/32		Confusing alarm is not working	
5/29		이동식 조명등 (5/29)부터 5월 (5/31)까지	



Jung Kyu JEON



Pan Se RHEE

Dormitory Inspector Office

1st Floor Facilities

What you can borrow

- **Living Supplies**
: Iron
- **Sports Equipment**
: Soccer ball, Basket ball, Paddles for Ping-Pong and Skipping rope.
- **Time** : 8am to 11pm

To borrow these, you need to bring your student ID card and show it to inspector.

Convenience Store

1st Floor Facilities



- **Operating Time on Vacation**
Mon-Fri : 9:00am – 12:00am
Sat : 10:00am – 10:00pm



- **Lunch Time**
Mon-Fri : 11:30am – 12:30pm
Sat : 1:30pm – 2:30pm
- **Dinner Time**
Mon-Sat : 6pm – 7pm

Computer Room

1st Floor Facilities



**Graduate Students
Only**



Main Board

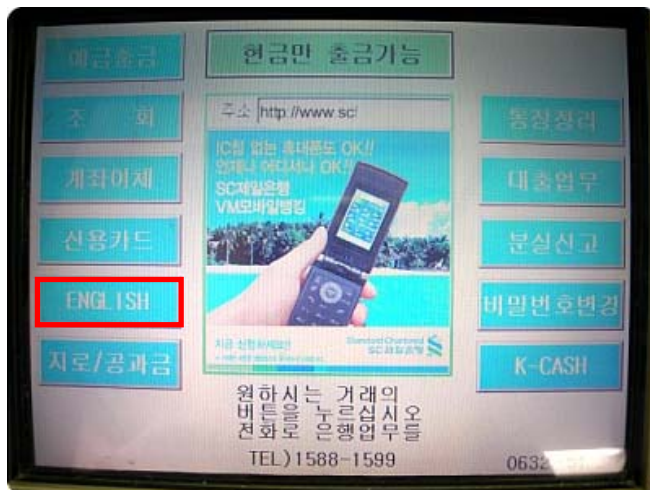
1st Floor Facilities



Please check up for Notice on board regularly!

ATM

1st Floor Facilities



Coin Machine & Printer

1st Floor Facilities



Located on the 1st floor
in front of Dormitory Inspector's Office

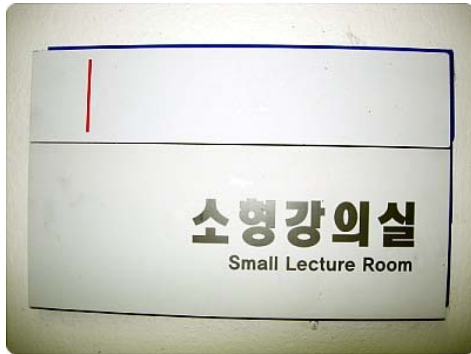
Basement Facilities

Basement Facilities

- 1 small Lecture Room
- 1 Religious Room
- 2 Seminar Rooms
- Physical Training Room

Small Lecture Room

Basement Facilities



Borrow the key from Inspector with your Student ID card

Religious Room

Basement Facilities



Borrow the key from Inspector with your Student ID card

Seminar Room

Basement Facilities



Borrow the key from Inspector with your Student ID card

Physical Training Room

Basement Facilities



Every Floor Facilities

Every Floor Facilities

- Toilet
- Washroom
- Shower Room
- Resting Room
- Study Hall
- Kitchen
- TV Room
- Public Telephone
- Ironing Stand
- Laundry Machine
- Board


Resting Room

Every Floor Facilities



Study Hall

Every Floor Facilities



Kitchen

Every Floor Facilities



We provide you microwave, refrigerator, gas stove and water purifier
but not kitchen utensils and ingredients.

Laundry Machine

Every Floor Facilities



WASHER INSTRUCTIONS

1. ADD DETERGENT TO TUB.
2. LOAD TO TOP ROW OF HOLES.
3. PUT 2 COIN IN SLIDE SLOT AND PUSH SLIDE.
4. SELECT FABRIC SETTINGS.

1 Cycle = 1,000WON (Cycle Time : 50 Minutes)

- UNBALANCE : DISTRIBUTE CLOTHES EVENLY-CLOSE LID
- BLEACH : MAY BE ADDED AFTER TUB IS FILLED WITH WATER
- SOFTNER : MAY BE ADDED IN RINSE CYCLE



FABRIC SETTINGS	TEMPERATURE		CYCLE	SPIN SPEED
	HOT	COLD		
1-WHITES	●	×	REGULAR	HIGH
2-COLORS	●	●	REGULAR	HIGH
3-BRIGHT COLORS	×	●	REGULAR	HIGH
4-PERM. PRESS	●	●	COOL-DOWN	MEDIUM
5-WOOLENS	×	●	SHORT WASH/SOAK	GENTLE
6-DELICATES&KNITS	●	●	SHORT WASH/SOAK	GENTLE

PERSONAL SAFETY RULES

- NEVER USE US QUARTER OR BROKEN 500 WON.
- NEVER REACH INTO THE WASHER UNTIL TUB HAS COMPLETELY STOPPED SPINNING.
- NEVER WASH ARTICLES CONTAINING FLAMMABLE FUMES.
- NEVER ALLOW CHILDREN TO OPERATE OR TO PLAY IN, WITH OR AROUND THE WASHER.

Q&A Center-Hwahongkwan office(031-219-2254, EXT:2254)/(031-219-2146, EXT:2146)



DRYER INSTRUCTIONS

1. CLEAN LINT FILTER.
2. LOAD CLOTHES AND CLOSE DOOR.
3. PUT 2 COINS IN SLIDE SLOT AND PUSH SLIDE.
4. SELECT FABRIC SETTINGS.

1 Cycle = 1,000WON (Cycle Time : 45 Minutes)

- CLEAN FILTER : FASTER DRYING, CLEAN LINT FILTER BEFORE USING
- FABRIC SOFTNER : IF DESIRED, ADD SOFTNER SHEET WITH CLOTHES
- SENSITIVE FABRIC : FOLLOW MANUFACTURE'S CARE LABEL INSTRUCTIONS.



FABRIC SETTINGS	TEMPERATURE	DRYING TIME
WHITE AND COLORS	HIGH HEAT	45 MINUTES
STURDY PERMANENT PRESS	MEDIUM HEAT	45 MINUTES
DELICATE PERMANENT PRESS	LOW HEAT	45 MINUTES

PERSONAL SAFETY RULES

- NEVER USE US QUARTER OR BROKEN 500 WON.
- NEVER DRY ARTICLES CONTAINING RUBBER, FLAMMABLES, OILS AND ETC.
- PLEASE TAKE STUFFS (LIGTER) OUT OF POCKETS BEFORE DRYING.
- NEVER ALLOW CHILDREN TO OPERATE OR TO PLAY IN, WITH OR AROUND THE DRYER.

Q&A Center-Hwahongkwan office(031-219-2254, EXT:2254)/(031-219-2146, EXT:2146)

Public Telephone

Every Floor Facilities



In dorm,
use with telephone card.
(Telephone card costs 8500won)



Out of Dorm, in front of Gwangkyo Hall,
Use with coins or bus card charged.

TV Room


Every Floor Facilities



T.V 시청시 주의사항

Rules for watching TV
看电视时注意事项

- T.V 소리가 크게 나지 않도록 볼륨을 낮춰 주십시오.
Volume down all the time / 电视声音不准太大
- 시청하면서 큰 소리로 떠들지 말아 주십시오.
No noise while watching TV / 看电视的时候自己说话的声音不准太大
- T.V 시청을 마치면 전원을 꺼 주십시오.
Turn off the TV after watching / 看完电视要关掉电视



Ironing

Every Floor Facilities



Every floor has an ironing stand.
If your floor does not have an electronic iron,
you can ask to borrow it from the Dormitory Inspector Office for free.

Board

Every Floor Facilities



Please check up for Notice on board regularly!



**Home Sweet
Dorm**

Office of International Affairs



Thank you